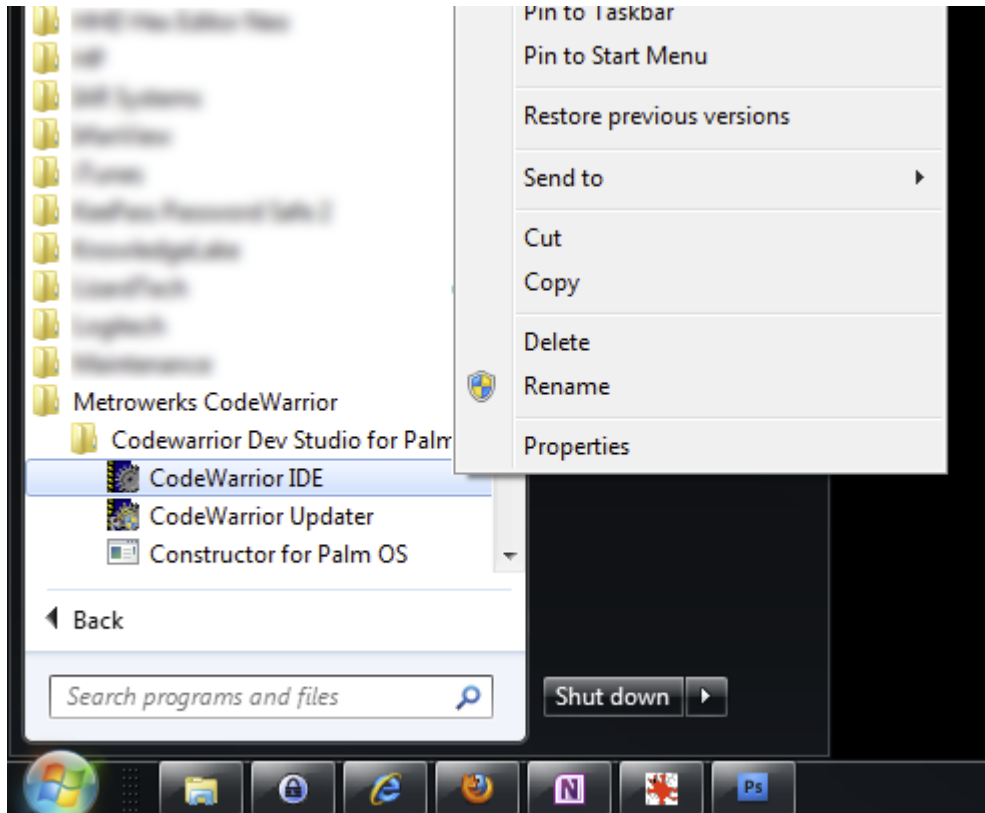


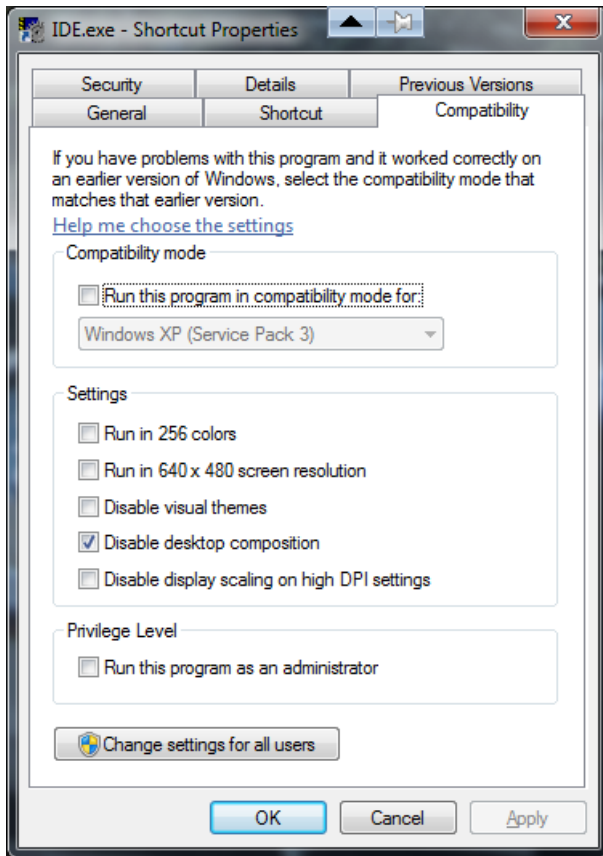
Running CodeWarrior on Windows 7

All current versions of CodeWarrior will run on Windows 7 but you may experience a variety of spurious crashes when you move or resize any of the IDE windows. There are several ways to correct this, but the simplest and most reliable appears to be letting Windows automatically turn off the Windows 7 special effects while CodeWarrior is running.

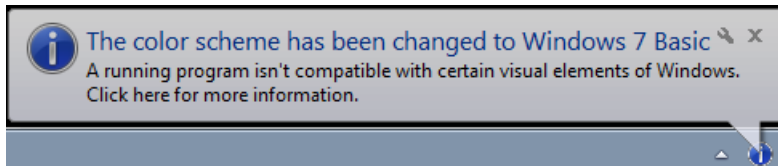
To do this, **right-click** the **CodeWarrior IDE** shortcut icon in the **Windows start menu** as shown (or right-click the IDE.exe icon at C:\Program Files\Metrowerks\CodeWarrior\Bin) and **select Properties**.



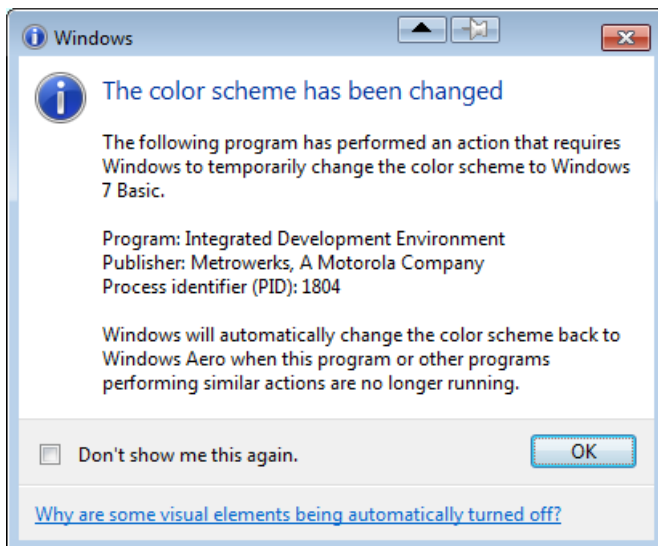
Click the **Compatibility** tab, **check** the **Disable desktop composition** box, and **click OK**.



From then on, when you start CodeWarrior, Windows will turn off the Aero effects and momentarily display the notice below.



If you click the warning, Windows will display the dialog box that lets you turn off the warning message.



When you exit CodeWarrior, Windows will restore the normal display effects.